

# VEGA - 50mm 54w

LWOBA50-54w Bottom Access Walk-On Cleanroom Luminaire




## Overview

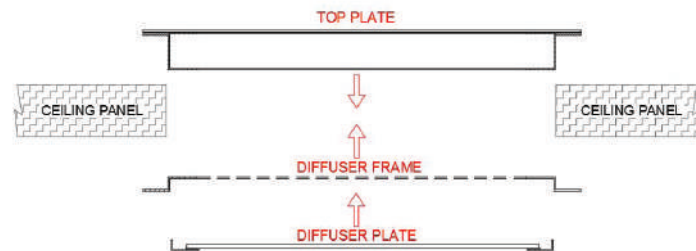
A flush, recessed ceiling-mounted LED luminaire for installation in 50mm cleanroom ceiling (or wall) panels. The fitting is IP65 rated and suitable for walk-on loads of up to 2.5kN/m<sup>2</sup>. The removable reinforced top plate allows both walk-on capability and top access for maintenance, while maintaining the cleanroom integrity. The luminaire is available in DALI dimmable.

## Installation

The fitting is inserted into the aperture in the cleanroom ceiling, and the flanges on the fitting sandwich the ceiling parts fixing it into position. The fitting can be installed from the cleanroom side. The outer frames are then silicone sealed along the boundaries with the ceiling panel.



**VEGA**  
Bottom Access Version



Electrical Data:	
Voltage (V)	220-240
Frequency (Hz)	50
Power (W)	54
Power Factor	0.95
Total Power (W)	58

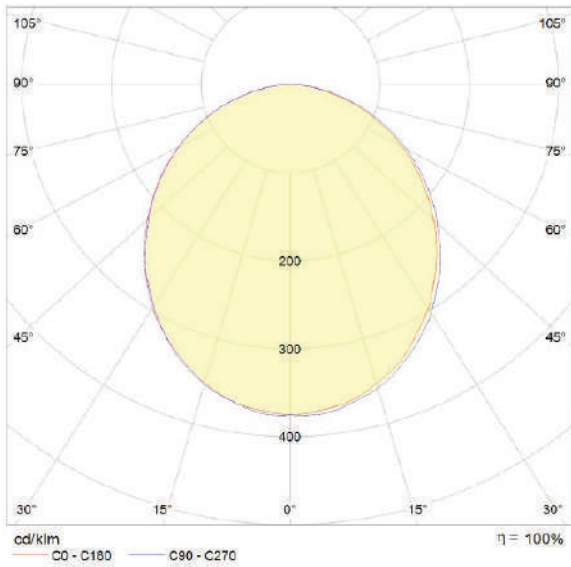
Dimensions:	
Length (mm)	610
Width (mm)	610
Height (mm)	65
Ope Dimension (mm)	565x565
Weight (kg)	14.5

Lighting Data:	
LED Type	Everlight
Luminous Flux	6480lm
CCT	4000K
CRI	>80
Efficacy	120lm/cw
Life Expectancy	>70,000hrs
Macadam Step	3
Driver	Tridonic Advanced Series


Body / Diffuser:	
Body Material	Sheet Steel
Body Finish	Powder coated Epoxy Paint
Body Colour	RAL 9010
Diffuser	3mm TP (a) Polycarbonate
Cable Tail Lead	3m PVC/PVC

Technical Data:	
IP Rating	IP65
Max T (a)	35
Walk-on Loading	2.5kN/m <sup>2</sup>
Temp Range	-20°C to + 40°C
Gland position	Top/Rear

Options:	
DALI Dimmable	Yes, on request
Emergency	Yes, Integrated 4W LED strip
Self/Auto Test (Emer.)	Yes, on request
Diffuser Option	Toughened Glass option
Cable Tail Lead options	Yes, on request
Gland Position Options	Side entry options
Low UV / Amber	Yes, inc dual option
Smart Lighting options	Yes, on request



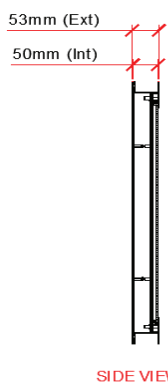
## LED Light Plate



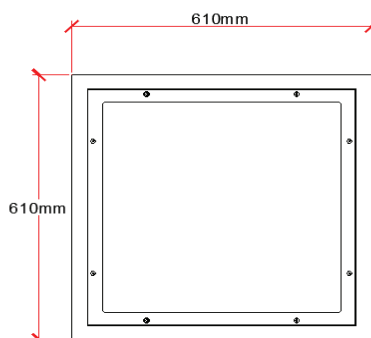
### To Specify:

Recessed, IP65, Walk-on LED Cleanroom Luminaire with steel body, SMD LEDs, Tridonic Driver and chemical resistant polycarbonate diffuser, suitable for installation in 50mm controlled environment panel ceilings. The luminaire is 'Bottom Access' only and suitable for the highest grades of cleanroom.

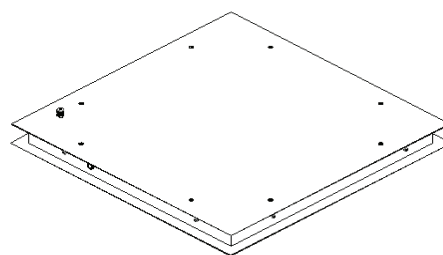
## Drawings



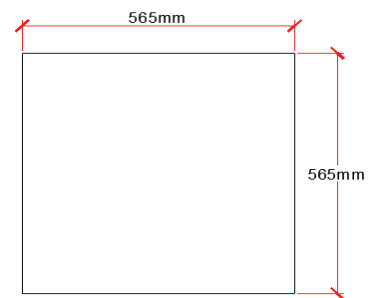
SIDE VIEW



BOTTOM VIEW



TOP VIEW ISOMETRIC



CUT-OUT DIMENSIONS