

# Capella - 25W

LLSD 25W Top Accessed Cleanroom Luminaire



## Overview

An integrated proprietary high output LED luminaire specifically designed for use in suspended prefabricated metal cleanroom ceilings. The fitting is designed to fit neatly into the grid support frame portion of the ceiling called the Noggin and is installed and maintained from the top of the cleanroom ceiling. The system negates the need for unsafe ceiling opes normally associated with cleanroom luminaires.

## Installation

The noggin aperture is fitted with clear toughened glass at the factory and the noggin is installed with the remainder of the ceiling. The luminaire is then slotted into the noggin from the top of the cleanroom ceiling. The plug-and play wiring system allows easy inter-connection of the fittings while the cabling continues to the carrier portion of the ceiling system which acts as an integrated cable trunking.



Capella

### Electrical Data:

Voltage (V)	220-240
Frequency (Hz)	50
Power (W)	54
Power Factor	0.95

### Dimensions:

Length (mm)	600
Width (mm)	70
Height (mm)	70
Ope Dimension (mm)	N/A
Weight (kg)	3.5

### Lighting Data:

LED Type	Everlight
Luminous Flux	3000lm
CCT	4000K
CRI	>80
Efficacy	120lm/cw
Life Expectancy	>70,000hrs
Macadam Step	3
Driver	Tridonic Advanced Series

### Body / Lens:

Body Material	Aluminium
Body Finish	Anodised Aluminium
Body Colour	Anodised Aluminium
Diffuser	2mm Polycarbonate
Cable Tail Lead	3m PVC/PVC

### Technical Data:

IP Rating	IP54
Max T (a)	35
Walk-on Loading	N/A but Ceiling System is Walk on.
Ta	-20°C to + 40°C

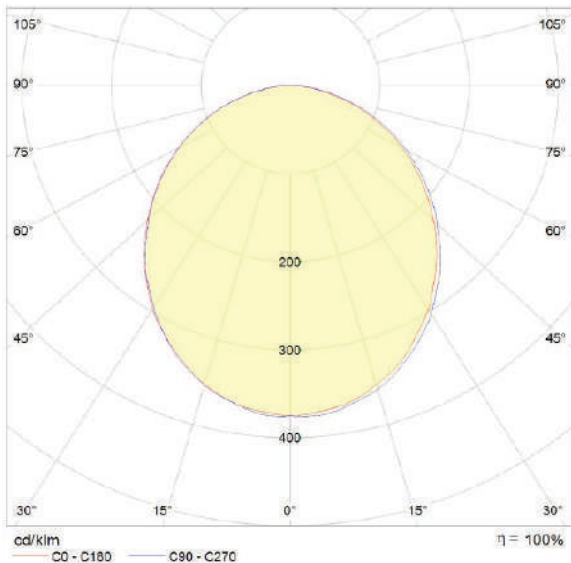
### Options:

DALI Dimmable	Yes, on request
Emergency	Yes, Integrated 4W LED strip
Self/Auto Test (Emer.)	Yes, on request
Cable Tail Lead options	Yes, on request
Gland Position	Top
UV	Yes, on request


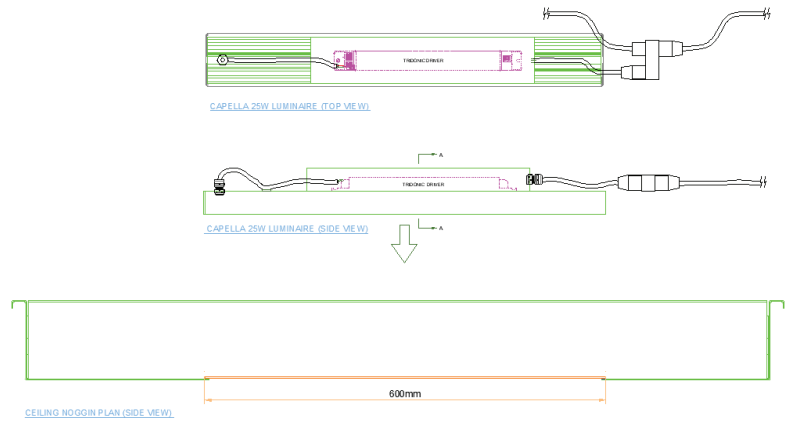
[www.LEDspan.com](http://www.LEDspan.com) [info@LEDspan.com](mailto:info@LEDspan.com)

Ireland & International Tel: +353 (0) 56 440 0088, UK Tel: +44 (0) 161 464 8744

*The future of Controlled Environment Lighting just got brighter*



## Diagram



Sterideck Ceiling System Illustration

## To Specify:

Proprietary high output, linear cleanroom LED luminaire suitable for integration into suspended Walk-On metal ceiling systems.

## Installation



Align Luminaire



Seperate gear enclosure and insert Luminaire into noggin



Carefully insert gear encloser into noggin