

VEGA - 50mm 70W

LWOTA50-70W Top Access Walk-On Cleanroom Luminaire




Overview

A flush, recessed ceiling-mounted LED luminaire for installation in 50mm cleanroom ceiling (or wall) panels. The fitting is IP65 rated and suitable for walk-on loads of up to 2.5kN/m². The removable reinforced top plate allows both walk-on capability and top access for maintenance, while maintaining the cleanroom integrity. The luminaire is available in DALI dimmable.

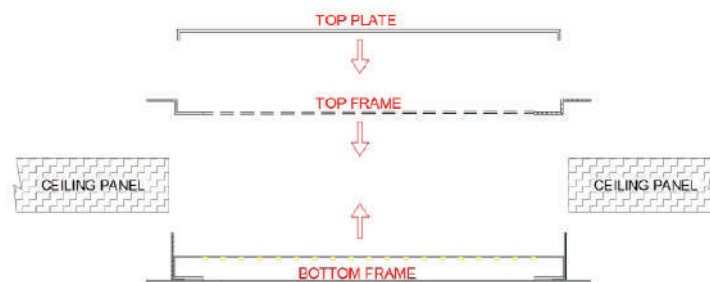
Installation

The fitting is inserted into the aperture in the cleanroom ceiling, and the flanges on the fitting sandwich the ceiling parts fixing it into position. The removable top plate assists installation and wiring from above the cleanroom. The outer frames are then silicone sealed along the boundaries with the ceiling panel.



VEGA

Top Access Version



Electrical Data:

Voltage (V)	220-240
Frequency (Hz)	50
Power (W)	70
Power Factor	0.95
Total Power (W)	76

Dimensions:

Length (mm)	595
Width (mm)	595
Height (mm)	50
Ope Dimension (mm)	560x560
Weight (kg)	14.5

Lighting Data:

LED Type	Everlight
Luminous Flux	8400lm
CCT	4000K
CRI	>80
Efficacy	120lm/cw
Life Expectancy	>70,000hrs
Macadam Step	3
Driver	Tridonic Advanced Series

Body / Diffuser:

Body Material	Sheet Steel
Body Finish	Powder coated Epoxy Paint
Body Colour	RAL 9010
Diffuser	3mm TP (a) Polycarbonate
Cable Tail Lead	3m PVC/PVC

Technical Data:

IP Rating	IP65
Max T (a)	35
Walk-on Loading	2.5kN/m ²
Temp Range	-20°C to + 40°C
Gland position	Top/Rear

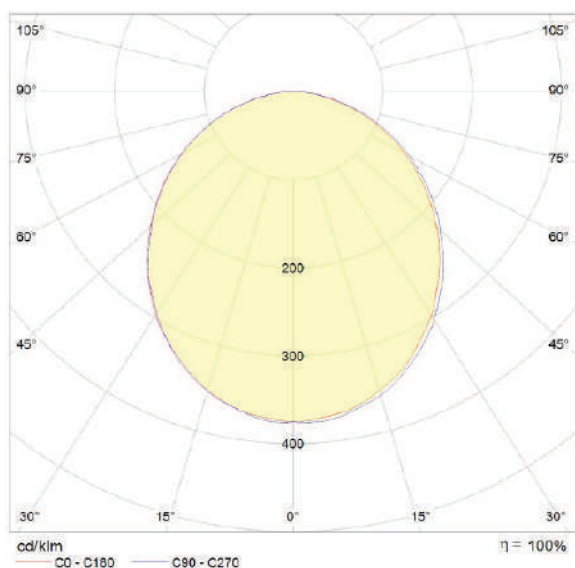
Options:

DALI Dimmable	Yes, on request
Emergency	Yes, Integrated 4W LED strip
Self/Auto Test (Emer.)	Yes, on request
Diffuser Option	Toughened Glass option
Cable Tail Lead options	Yes, on request
Gland Position Options	Side entry options
Low UV / Amber	Yes, inc dual option
Smart Lighting options	Yes, on request


www.LEDspan.com info@LEDspan.com

Ireland & International Tel: +353 (0) 56 440 0088, UK Tel: +44 (0) 161 464 8744

The future of Controlled Environment Lighting just got brighter



LED Light Plate



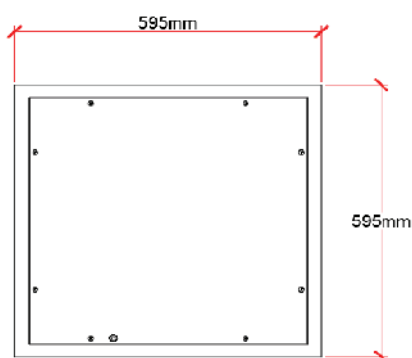
To Specify:

Recessed, IP65, Walk-on LED Cleanroom Luminaire with steel body, SMD LEDs, Tridonic Driver and chemical resistant polycarbonate diffuser, suitable for installation in 50mm controlled environment panel ceilings. The luminaire is 'Top Access' only and suitable for the highest grades of cleanroom.

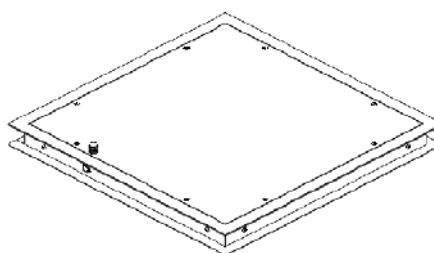
Drawings



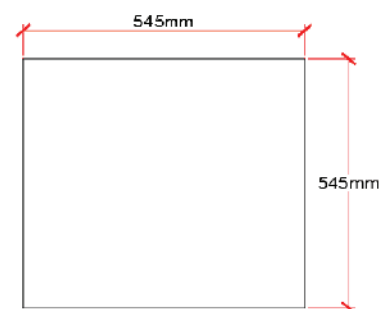
SIDE VIEW



TOP VIEW



TOP VIEW ISOMETRIC



CUT-OUT DIMENSIONS